














# June



# 2007

Sunday	Monday	Tuesday	Wednesday	Thursday	Friday	Saturday
	 				<b>1</b> Play Peek-a-Boo with your child by hiding behind her favorite book. Finish your game by reading the story.	<b>2</b> 
<b>3</b> Print the letters in your preschooler's name. Ask him to name three words that begin with each letter.	<b>4</b>	<b>5</b> 	<b>6</b> Babies love to look at themselves! Stand in front of a mirror with your baby and point out her body parts.	<b>7</b>	<b>8</b>	<b>9</b> Create a guitar by stringing rubber bands across an open shoebox. Now your child can strum along to his favorite songs.
<b>10</b> 	<b>11</b> Develop your baby's motor skills by moving her arms up and down while singing a fun song, like <i>The Wheels on the Bus</i> .	<b>12</b>	<b>13</b>	<b>14</b> Today is Flag Day! Have your child draw a flag then attach it to a stick. Play music as he marches with the flag in hand.	<b>15</b>	<b>16</b> 
<b>17</b> Today is Father's Day! Help your child make a card for her father, grandfather, or a family friend who is a dad.	<b>18</b>	<b>19</b> 	<b>20</b> Tomorrow is the first day of summer! Let your child paint on the sidewalk using a paintbrush and a bucket of water.	<b>21</b> 	<b>22</b> Have a pretend phone call and ask your child what he did yesterday, is doing today, and wants to do tomorrow.	<b>23</b> 
<b>24</b>	<b>25</b> Using a food pyramid on the side of a cereal box, show your child what food groups her favorite foods belong to.	<b>26</b> 	<b>27</b>	<b>28</b> Create a homemade rattle for your baby by filling a small bottle or jar with pennies, uncooked rice, or hard beans.	<b>29</b>	<b>30</b> Plan a "TV Blackout" night. Instead of watching TV, read aloud or play games with your child.

©2007 Reading Is Fundamental, Inc.