






October



2010

Sunday	Monday	Tuesday	Wednesday	Thursday	Friday	Saturday
					1 Celebrate diversity! Read <i>David's Drawings</i> by Cathryn Falwell with your child.	2 Visit the library today. Check out a book about your child's favorite animal.
3 Read a book together. Ask your child what she sees in each picture.	4 Talk about the letter S. How many objects can you find in the kitchen that begin with S?	5 Have your child help you find items from your grocery list at the grocery store.	6 Build a fort out of chairs and blankets. Read inside the fort with your child.	7 Read to your child for 10 minutes today. Let them hold the book.	8 Play a game of 'Memory.' Use a few duplicate family photos as the memory cards.	9 Visit www.rif.org/kids/leadingtoreading and learn a new finger play together.
10 Compare an apple and a banana. How are they different? How are they similar?	11 Make sounds of familiar objects such as a car or wind. Have your child guess the object.	12 Talk about food during snack time. Ask questions such as 'Does the cracker taste salty?'	13 Place different pieces of fruit on the table. Help your child sort them by size or by color.	14 Go for a walk together. Talk about what you see.	15 Tell your child a story, nursery rhyme, poem, or song that was your favorite when you were their age.	16 Trace a letter on your child's back. Can he guess the letter?
17 Teach your child some simple sign language.	18 Listen to a song together. Ask your child how the song makes her feel.	19 Sing "The Wheels on the Bus" with your child. Encourage him to do the motions along with you.	20 Dress up and act out a story with your child.	21 Make music together using pots, pans, spatulas, and other kitchen utensils.	22 Help your child write her name on a large sheet of paper. Decorate it. Hang it on her bedroom door.	23 Go outside today and collect red leaves. How many did you collect?
24 Help your child decorate a sheet of paper. Now fold creases in it to make a paper fan for her.	25 Practice writing your phone number with your child.	26 Read a book with rhyming words, such as <i>Goodnight Moon</i> by Margaret Wise Brown.	27 Get ready for Halloween. Paint pumpkins with your child. Is it a happy face? Sad face? Scary face?	28 Point out solid-colored objects to your child. Ask him what color each one is.	29 Talk about the letter T. Practice printing upper- and lowercase Ts.	30 Sing "Row, Row, Row Your Boat." Encourage your child to sing along.

31 Read *Celebrate Halloween* by Deborah Heiligman together.