








February



2008

| Sunday | Monday | Tuesday | Wednesday | Thursday | Friday | Saturday |
|---|--|--|---|---|--|--|
| | | | | | 1 Listen to the traditional African American lullaby, <i>All the Pretty Little Horses</i> , in the Lullabies section of rif.org/leadingto-reading/en . | 2  |
| 3 Teach your child the "Golden Rule" (treat others as you would like to be treated). Talk about how it can be followed. | 4  | 5 | 6 Play the "Color Game." Point to solid-colored objects and ask your child what the color of each is. | 7  | 8 | 9 Talk about the difference between night and day. Have your child draw a night picture and a day picture. |
| 10 | 11 Cut five different sizes of hearts out of paper and place in a pile. Have your child line them up from smallest to largest. | 12 | 13 | 14 Sew a Valentine's Day card with your child. Learn how in the Grown-Ups section of rif.org/leadingto-reading/en . | 15 | 16  |
| 17 Let your child help set the dinner table by counting out the forks, plates, cups, etc. | 18 | 19 Name four things that begin with a "B" sound. Create a poem with your child using the four "B" words. | 20  | 21 | 22 Plan a "TV Blackout" night. Instead of watching TV, read aloud or play games with your child. | 23 |
| 24  | 25 Cut out pictures and paste them on all sides of an empty milk carton. Let your child tell stories by turning to the different pictures. | 26 | 27 | 28 Collect several pairs of shoes and mix them up in a pile. Have your child match up the shoes in pairs. | 29  | |