









June



2008

Sunday	Monday	Tuesday	Wednesday	Thursday	Friday	Saturday
<p>1 Create a family mobile. Take photos of each member of the family and glue them on paper plates. Then use yarn to hang the plates on a clothes hanger.</p>	<p>2 </p>	<p>3</p>	<p>4</p>	<p>5 Practice counting by singing <i>One, Two, Buckle My Shoe</i>. Find the lyrics in the Nursery Rhyme section of rif.org/leadingto/reading/en.</p>	<p>6 </p>	<p>7 Visit the local library with your child. Be a role model; check out books you would enjoy reading.</p>
<p>8</p>	<p>9 Have a conversation with your child. Ask what she did yesterday, is doing today, and wants to do tomorrow.</p>	<p>10</p>	<p>11 </p>	<p>12</p>	<p>13 Print the letters in your child's name. Ask him to name three words that begin with each letter of the name.</p>	<p>14</p>
<p>15 Make a book for someone special. Have your child draw pictures of what she likes about this person. Then write captions for the pictures.</p>	<p>16</p>	<p>17 </p>	<p>18 Ask your child to name a favorite food. Then help him figure out which food group it belongs to by looking at a food pyramid on a cereal box.</p>	<p>19</p>	<p>20</p>	<p>21 Take your child outside with a bucket of water and a paint brush. Encourage him to "paint" letters and numbers on the sidewalk with water.</p>
<p>22 </p>	<p>23</p>	<p>24 Have your child look in the mirror and name the features on her face. Then ask your child what each part does.</p>	<p>25</p>	<p>26 </p>	<p>27 Plan a "TV Blackout" night. Instead of watching TV, read aloud or play games together.</p>	<p>28 </p>
<p>29</p>	<p>30 Play "Peek-a-Boo" with your child by hiding behind a favorite book. Finish your game by reading the story.</p>					



Sources: 1998-99 Early Childhood Activities Calendar-February, U.S. Department of Education, 1998.