

Literacy Tracker User Guide

Overview

This tool will help teachers and parents understand the grade level at which their students are reading and how students are progressing in their reading skills. Low stakes challenges are readily available in the platform for easy and unlimited access. Students will indicate interest areas which, combined with their reading levels, generate a recommended reading list all tied to the books in Literacy Central.

How Literacy Tracker Determines Reading Levels

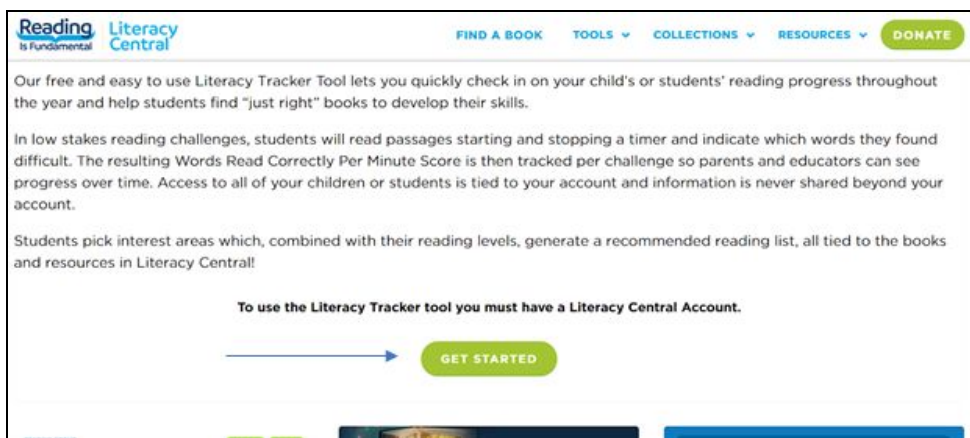
Students will read passages starting and stopping a timer. As they are reading, students will indicate which words they found difficult. The result is a Words Read Correctly Per Minute Score which will be used to populate reading level on the Dashboard for the Parent/Teacher.

Usage Recommendations

RIF's Literacy Tracker is built for use by readers that at a minimum are reading at a 1st grade level and a maximum of 6th grade. It is not intended as a tool for beginning readers or diagnosing sources of reading deficits.

This tool may be used as frequently as desired though we recommend weekly to bi-weekly to help establish a trend.

Getting Started



Teacher/Parent view

Create a Reading Group by clicking the “Add Group” button.

The screenshot shows the Reading Literacy Central homepage. At the top, there is a navigation bar with links for 'FIND A BOOK', 'TOOLS', 'COLLECTIONS', 'RESOURCES', and a 'DONATE' button. Below the navigation bar, a welcome message reads 'WELCOME, CATHY!' followed by the instruction 'To get started create your first Reading Group.' A blue arrow points from this text to a green 'ADD GROUP' button. Below the text and button is a photograph of four diverse children sitting around a table, looking at an open book together. At the bottom of the image area, the text 'Get Started by Adding Your First Group!' is displayed.

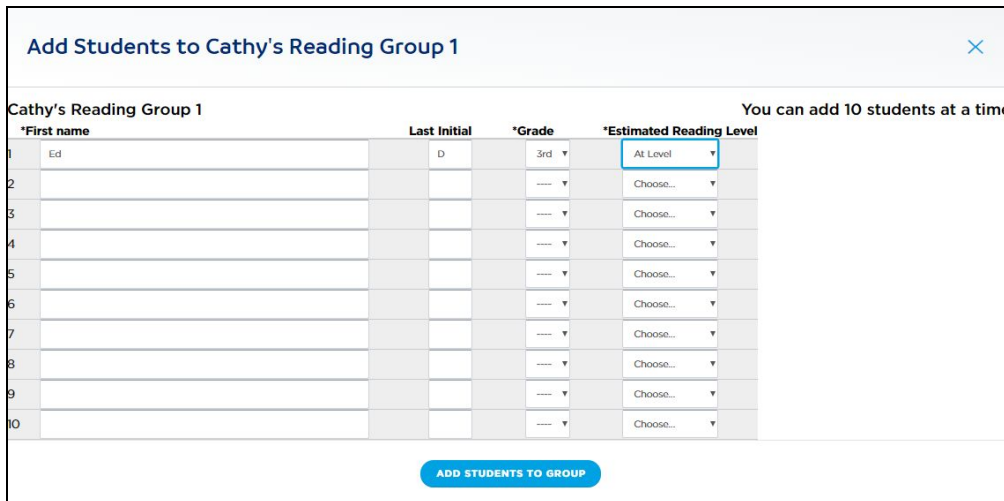
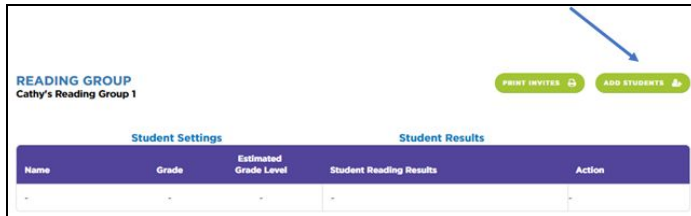
Click into the new reading group by clicking on the Group Name.

The screenshot shows the 'Your Reading Groups' section of the website. It features a table with the following data:

CREATED DATE	READING GROUP NAME	SCHOOL YEAR	STUDENTS	ACTIONS
09/24/18	Cathy's Reading Group 1	2018 - 2019	0	Select Action...

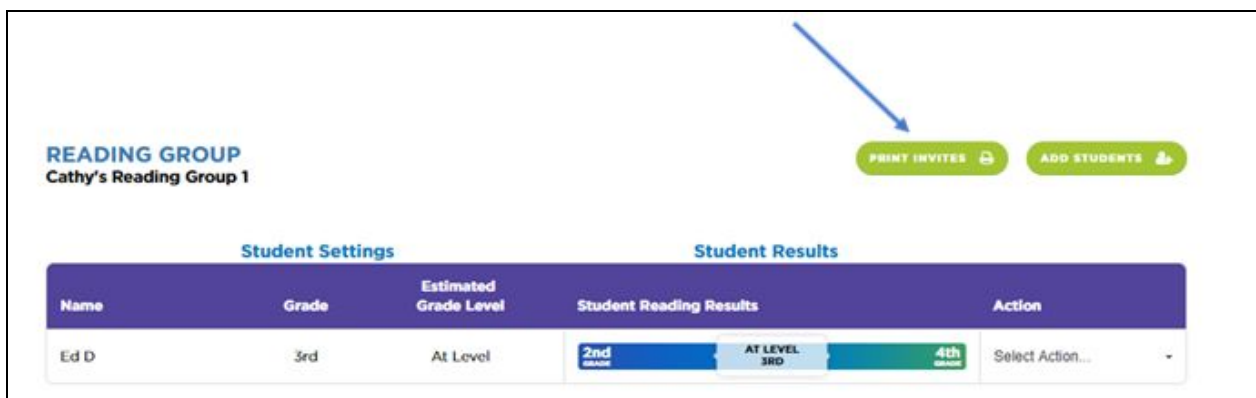
The 'READING GROUP NAME' column is highlighted with a blue vertical bar, and the text 'Cathy's Reading Group 1' is also highlighted. Above the table, there is a 'WELCOME, CATHY!' message and a 'Your Reading Groups' heading. A green 'ADD GROUP' button is visible in the top right corner of the section.

Add students to the group by clicking the “Add Students” button.



Note: Estimated Reading Level provides information for how challenging passages should be. If a student is reading significantly below or significantly above grade level, the teacher or parent may want to enter a different grade level than the student's actual grade to ensure that reading challenges are appropriate.

To provide students with their individual username and passwords, click “Print Invites.”



Example of Student Invite:

Go to this webpage:

<https://www.rif.org/literacy-tracker/student/sign-in>

Username
ed17695

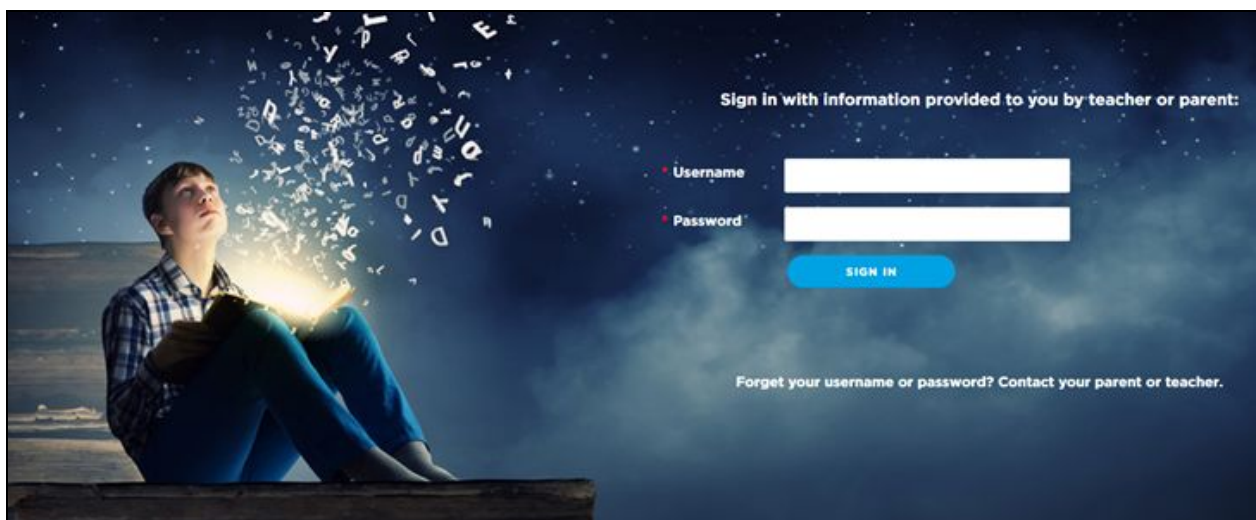
Password
twist

Group Name
Cathy's Reading Group 1

Note: You must logout, open a new incognito window or use a different browser if you are attempting to login to the student view on the same computer that you logged into the parent/teacher view.

Student View

www.rif.org/literacy-tracker/student/sign-in

The image shows a student sign-in page with a background of a boy sitting on a log, looking up at a night sky filled with stars and floating letters. The sign-in form is on the right side of the page.

Sign in with information provided to you by teacher or parent:

• Username

• Password









SIGN IN

Forget your username or password? Contact your parent or teacher.

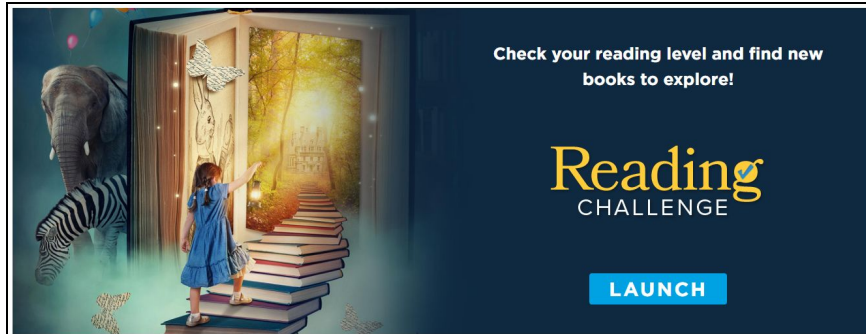
Upon first login, a student will select interests:

Add Interests for ed17695 ✕

Choose your interests below. Be sure to select all that apply.

 ADVENTURE	 ALPHABET	 ANIMALS	 BIOGRAPHY
 COMMUNITY	 FAIRY TALE	 FAMILY	 FANTASY

After submitting interests, a student can launch their first reading challenge.



When a student clicks begin challenge, the challenge timer starts.

Reading Challenge Instructions ✕

1. Press the "Begin Challenge" button below to start.
2. Click on the words that you find difficult when reading.
3. Select the "finished" button when you are done.

BEGIN CHALLENGE

While reading, the student clicks words that they struggle with during the challenge. We recommend an adult supervise this activity as students become familiar with the tool.

The Mary McLeod Bethune Memorial

Washington, DC, is filled with monuments and memorials. But until 40 years ago, there wasn't a single monument that honored either a black person or a woman. In 1974, a monument was erected that honored both a black person and a woman. The woman it honors is Mary McLeod Bethune.

The National Council of Negro Women raised the money to build this monument. This was the same organization that Bethune founded 1935.

The monument of Bethune is located in Lincoln Park.

Time Taken: 00:19
STOP

Bethune's monument faces a monument of Abraham

When finished, the student clicks stop on the reading challenge and receive a screen congratulating them on completing the challenge. The student has the the option to take another challenge or to return to their dashboard.

You have completed the Challenge!

Reading Passage:	The Grateful Crane - A Japanese Folktale
Total Words:	364
Words Selected:	2
Time Taken:	1m 6s


[BACK TO DASHBOARD](#) [NEW READING CHALLENGE](#)

From their dashboard, students can then view a recommended book list appropriate to their reading level.

MY BOOK LIST

Take the reading Passage Challenge to practice your reading skills and earn rewards.

[BOOK LIST](#)




Ed's Booklist

Based on your reading level and interests: Alphabet, fairy Tale

Visit your school or public library to find the books on this list.

[PRINT BOOKLIST](#)



National Geographic Kids Everything Castles: Capture These Facts, Photos, and Fun to Be King of the Castle!
by Crispin Boyer

Remember!
Every time your reading level changes you will receive a new book list! Check back for your recommended titles after each Reading Challenge.

Back to Teacher/Parent View

From the Action Menu, the teacher or parent can view the results for a student in a graph format.

READING GROUP
Cathy's Reading Group 1

PRINT INVITES | ADD STUDENTS

Student Settings			Student Results		Action	
Name	Grade	Estimated Grade Level	Student Reading Results			
Ed D	3rd	At Level	2nd meas	AT LEVEL 3RD	4th meas	Select Action... Print Student Invite View History

