


# Are Trees Alive?

## A RIF GUIDE FOR EDUCATORS



**Themes:** Environmentalism, Family, Nature


**Author:**  
Debbie S. Miller

**Book Brief:** One day, Casey and her mother were walking through the forest. Casey asked, “Are trees alive?” Read this book to find out the journey of a mother and her daughter learning about nature together.

**Illustrator:**  
Stacey Schuett

**Content Connections:** Science

## TIME TO READ!



### BEFORE WE READ LET’S LOOK AT...

**The Cover:** Have students make predictions about the book based on the title and cover illustration. Ask your students what they think this story will be about?

**Make Connections:** Show students the picture of a mother and daughter underneath the tree. Ask, “How do you

think trees are like people?” (Optional: Pair Share)

**Purpose for Reading:** “As we read, compare and contrast trees and people. Think about the ways the words and pictures help you understand the similarities and differences between trees and people.”

## WHILE WE READ

### MONITORING FOR COMPREHENSION

- How can trees protect themselves? How is this similar to the ways humans protect themselves?
- What characteristics about a tree keep it alive?
- What are some ways people can help protect trees?
- Why do trees need to rest? How is this similar to or different than people?



## LET’S THINK ABOUT

**Our Purpose:** How are trees similar to and different than people? As a whole class, in small groups, or in pairs, use a Venn Diagram to compare and contrast trees and people.


**Extending Our Thinking:** How can people help take care of living things in nature? What ways can we, as a community, contribute to saving the trees?

### NOTE TO EDUCATORS

- Extension Activities for Educators are also available.
- Vocabulary Scaffolding sheet also available.

# Are Trees Alive?

A RIF GUIDE FOR EDUCATORS



TREES

PEOPLE

