



# Activity Packet

A collection of resources aligned to the theme of Community



Being part of a community is important for all of us, and a sense of community can provide children with feelings of belonging and security at school and at home. Celebrate all the ways community is built by families, neighbors, and other people in our lives.

## This packet includes a:

- Community classroom activity
- Community home activity
- Community recommended booklist

We recommend you print and copy the home activity and recommended book list pages to send home to extend Rally to Read 100 and encourage continuous learning!

For more reading fun, visit [RallytoRead.org](https://RallytoRead.org).



### Community Poster

- Encourage students to think about the many things that help build happy and healthy communities as they contribute to a collaborative poster.
- This activity is designed to encourage both independent work and collaboration as a class.

#### Steps

1. Before you begin this activity with students, create a map outline/sketch of a neighborhood that resembles the area in which you teach and post it on a wall or place it on a table that students can access.
2. With your students, generate a list of people (e.g., neighbors, mail carriers), places (e.g., parks, favorite ice cream shop), and things (e.g., trees, murals) that are part of the community. After providing a few examples, ask each student to think of one thing on their own. Add each student's contribution to the list.
3. Provide a variety of materials for students to create items to add to the community map. Consider including labels (either blank or pre-printed) for students who prefer to label rather than draw.
4. Have students add their items to the community poster. Students can draw things on separate paper and cut them out and paste or tape them on the poster, they can draw right on the poster, or you can have a mix. Encourage variety and use the opportunity to talk about the fact that communities have a lot of variety, too.
5. When your community poster is complete, have students (individually, in groups, or as a whole class) write one sentence about the community they've created and/or come up with a name for the community.



## Theme: Community | Home Activity

Our class is learning about community with literacy resources from Reading Is Fundamental. Complete this activity with your child to help deepen their understanding of community.

### Interview a Community Member

Interview a community member/neighbor about how they came to be a part of your community and ask them to share their favorite 3 things about the community.

#### Steps

1. Talk with your child and decide on a member of the community or neighbor who would be a good candidate for the interview. (We recommend an adult makes the request, sets up the interview, and participates during the interview.)
2. Help your child prepare a page for the interview questions with space for notes:
  - How did you come to live in this neighborhood?
  - What are your 3 favorite things about the community?
3. Encourage your child to talk more with the interviewee and perhaps compare favorite things.
4. After the interview, help your child write a thank you note to the interviewee.
5. If your child is interested, encourage them to ask more people what they love about the community. Consider keeping a running list of great things about the community on your refrigerator or somewhere else in the house that will serve as an easy reminder.

**Reading Is Fundamental** has curated a list of books to help children further explore the theme of Community. Use this recommended book list to help your students/ children continue their discovery about this topic in school and at home. For additional activities for the books listed, please visit [RIF.org/literacy-central/collections/rally-read-community-collection](http://RIF.org/literacy-central/collections/rally-read-community-collection).

View read-alouds of titles in blue on [RallytoRead.org](http://RallytoRead.org) this month.



**The Hula-Hoopin' Queen**  
Author: Thelma Lynne Godin  
Illustrator: Vanessa Brantley-Newton  
Grades: 1-5



**Nothing Ever Happens on 90th Street**  
Author: Roni Schotter  
Illustrator: Kyrsten Brooker  
Grades: 2-5




**Rooftop Garden**  
Author: Danna Smith  
Illustrator: Pati Aguilera  
Sung by: Holly Turton  
Grades: PK-2




**Say Hello!**  
Author & Illustrator: Rachel Isadora  
Grades: PK-1



**All Are Neighbors**  
Author: Alexandra Penfold  
Illustrator: Suzanne Kaufman  
Grades: PK-3




**Blackout**  
Author & Illustrator: John Rocco  
Grades: PK-1



**Last Stop on Market Street**  
Author: Matt de la Peña  
Illustrator: Christian Robinson  
Grades: PK-K



**Dump Truck Disco**  
Author: Skye Silver  
Illustrator: Christiane Engel  
Sung by: Audra Mariel  
Grades: PK-2



**Little Critter: Just Critters Who Care**  
Author & Illustrator: Mercer Mayer  
Grades: PK-3



**Kamala and Maya's Big Idea**  
Author: Meena Harris  
Illustrator: Ana Ramirez González  
Grades: PK-3

**BARNES & NOBLE**

Storytime Pick



**Room for Everyone**  
Author: Naaz Khan  
Illustrator: Mercè López  
Grades: PK-2

## Community Book Discussion Questions

1. What was special about the community or neighborhood in this book?
2. How do the people in this book help and support others?
3. Why is a sense of community important?
4. What would the main character's experience have been like without support from the community?
5. Describe your own community. What is it like and who do you think is a part of it?