

In Our Mothers' House

A RIF GUIDE FOR EDUCATORS


Themes: Family, Growing Up, Love

Book Brief: Marmee and Meema have a house full of laughter and their kids grow up feeling loved. One neighbor doesn't accept the family but that doesn't get in the way of a strong and happy relationship and community.


Author:
Patricia Polacco

Illustrator:
Patricia Polacco

Content Connections:
Art, Writing



TIME TO READ!



BEFORE WE READ LET'S LOOK AT...

The Cover: Read the title and look at the cover art. Ask students to pick a mood word that describes the family.

The Pictures: Take a brief picture walk through the book. Ask students to make connections to activities they see the family doing.


Content Specific Vocabulary: hearth, neighborhood, household

Purpose for Reading: Say to students, "As we read, think about the author's message, or reason for writing this story."

WHILE WE READ

MONITORING FOR COMPREHENSION

- How do the two mothers build a family?
- What are the two mothers called by the kids?
- What are some of the special features of the mothers' house?
- How does the family have fun together?
- How does Mrs. Lockner feel about the family? What details from the pictures or words make you think that?
- How does the rest of the neighborhood respond when Mrs. Lockner is mean to the family?
- What happened to the family members and the house over time?



LET'S THINK ABOUT

Our Purpose: Ask students to retell the story in as much detail as possible. What do they think the author's message is?

Extending Our Thinking: How can communities be like big families? Ask students to think about special events or places in their community that function to bring people together and improve lives.

NOTE TO EDUCATORS

- Extension Activities for Educators also available.
- Vocabulary Scaffolding sheet also available.