

## Bug Juice



## Recipe for Bug Juice

**Ingredients:**

- 1 (32 – ounce) bottle purple grape juice
- 1 (32 – ounce) bottle raspberry apple juice
- 1 (16 – ounce) bottle lemon-lime soda
- Blueberries
- 1 ice cube tray

**Directions:**

Step 1: Mix all juices together and chill.

Step 2: Fill the juice in the ice try placing one blueberry in each.

Step 3: Place in freezer until frozen.

Step 4: Add ice cubes to lemon-lime soda and enjoy!

**Driscoll's**  
Only the Finest Berries™

Create your own silly story by filling in the blanks with the parts of speech indicated. For more fun, have a friend ask you the parts of speech and fill in your response. You won't know the outcome until it is read back to you and you will get a silly surprise!

## Silly Story

Dear \_\_\_\_\_,

Wow! Today was so much fun! First, I \_\_\_\_\_ at the \_\_\_\_\_. Then, my  
verb noun  
 friends and I \_\_\_\_\_ a giant \_\_\_\_\_.  
verb noun

After that, we \_\_\_\_\_ to the \_\_\_\_\_, where we saw a \_\_\_\_\_  
verb noun noun  
 and even got to \_\_\_\_\_ one! I couldn't believe how funny it was.  
verb

Then, we went to the \_\_\_\_\_ and found a \_\_\_\_\_ hiding behind a  
noun noun  
 \_\_\_\_\_. We \_\_\_\_\_ closer, and suddenly it \_\_\_\_\_! We all  
noun verb verb  
 \_\_\_\_\_ so loud that a \_\_\_\_\_ came over to \_\_\_\_\_ us.  
verb noun verb

Before dinner, we played a game where we had to \_\_\_\_\_ a  
verb  
 \_\_\_\_\_ while avoiding a \_\_\_\_\_. It was the best game ever! We  
noun noun  
 laughed so hard that my \_\_\_\_\_ started to hurt.  
noun

I can't wait to \_\_\_\_\_ again tomorrow. Hope you're having a great  
verb  
 day!

Love,

\_\_\_\_\_ (Your Name)

## S'mores

## How to Make a S'more



**Step 1:** Gather graham crackers, marshmallows, and chocolate, along with a roasting stick and a heating source.



**Step 2:** Carefully hold the marshmallow over the fire until it turns golden brown.



**Step 3:** Place chocolate on a graham cracker and add the roasted marshmallow along with another graham cracker on top gently pressing it together.



**Step 4:** Take a big bite and enjoy!

Use extra caution when cooking over a heat source, especially a campfire. Be sure to have an adult supervise and help you.

## Camp Song

## Goin' On A Bear Hunt

We're goin' on a bear hunt,  
We're going to catch a big one,  
I'm not scared  
What a beautiful day!  
Oh look! It's some long, wavy grass!  
Can't go over it,  
Can't go under it,  
Can't go around it,  
Got to go through it!


We're goin' on a bear hunt,  
We're going to catch a big one,  
I'm not scared  
What a beautiful day!  
Oh look! It's a mushroom patch.  
Can't go over it,  
Can't go under it,  
Can't go around it,  
Got to go through it!

We're goin' on a bear hunt,  
We're going to catch a big one,  
I'm not scared  
What a beautiful day!  
Oh look! It's a wide river.  
Can't go over it,  
Can't go under it,  
Can't go through it,  
Got to swim across it.

We're goin' on a bear hunt,  
We're going to catch a big one,  
I'm not scared  
What a beautiful day!  
Oh look! A deep, dark cave.  
Can't go over it,  
Can't go under it,  
Can't go through it,  
Got to go in it.

Uh, oh! It's dark in here.  
I feel something,  
It has lots of hair!  
It has sharp teeth!  
It's a bear!

Hurry back through the river,  
Back through the mushroom  
patch,  
Back through the long grass.  
Run in the house and lock the  
door.  
Phew! That was close!  
I'm not afraid!



Name: \_\_\_\_\_

Date: \_\_\_\_\_

# Camping

Find the words on the list.

B	V	I	P	A	F	I	S	H	L	S
H	F	B	W	C	Y	N	L	B	A	N
B	N	H	C	A	N	T	E	E	N	K
Y	T	P	O	M	C	T	E	N	T	U
S	H	G	M	P	E	K	P	T	E	K
B	I	P	P	F	F	H	I	K	R	T
A	K	O	A	I	C	J	N	F	N	L
F	E	F	S	R	T	E	G	F	G	W
R	Y	R	S	E	T	K	B	D	H	T
P	B	U	G	S	P	R	A	Y	H	R
F	L	A	S	H	L	I	G	H	T	P

## Word Bank

**CANTEEN**

**COMPASS**

**HIKE**

**LANTERN**

**SLEEPING BAG**

**BUG SPRAY**

**TENT**

**CAMPFIRE**

**FLASHLIGHT**

**FISH**

# Go Fish!

**Directions: Print and cut out cards.**

Optional: Print on cardstock and laminate.

**Players:** 2-3

**How to Play:** Each player gets 4 cards. Each player takes a turn to ask another player for a specific card to make a pair. If the player doesn't have the card, they say, "Go Fish!" to draw from the deck.

campfire



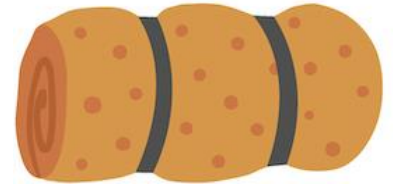
campfire

campfire



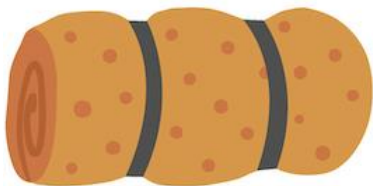
campfire

sleeping bag



sleeping bag

sleeping bag



sleeping bag

tent



tent

tent



tent

# Go Fish!

**Optional Extension:**

- Sort words by sound into the appropriate category.
- Play memory.
- Play war (first one to read their card wins both cards).

flashlight



flashlight

flashlight



flashlight

lantern



lantern

lantern



lantern

fish



fish

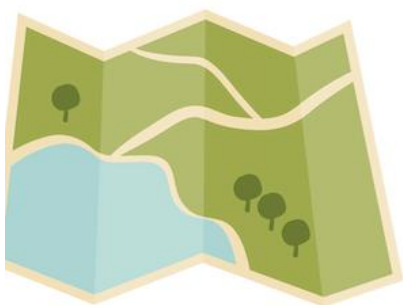
fish



fish

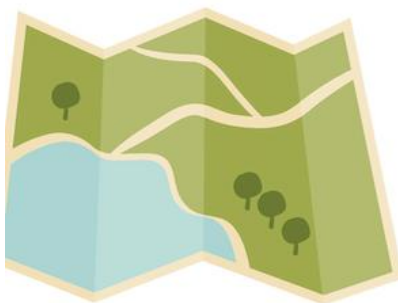
# Go Fish!

map




map

map




map

log



log

log



log