




To purchase this book, click on the image below
to be taken directly to the link.



WHAT IS INCLUDED IN THIS RESOURCE:

Intended Audience: K-4



Standards-Based: No matter what state you teach in, the activities and lessons in this resource are standards-based. Just SOME of the standards that are covered are:

Predicting

Writing Prompts

Vocabulary

Story Concepts:

Open-ended Questioning

Text Connections

Setting

Reading Comprehension

Making Words

Summarizing

Characters

Problem/Solution

Art / Creative Opportunities



PREDICTING

What do you predict (think) Bugzee & the Bees
is going to be about?





PREDICTING

What do you predict (think) Bugzee & the Bees
is going to be about?

A large rectangular area with horizontal lines for writing. The lines are organized into ten sets, each consisting of a solid top line, a dashed middle line, and a solid bottom line, providing a guide for letter height and placement.



SUMMARY CARD

S

Somebody

Who is the
main
character?

W

Wanted

What does
the main
character
want?

B

But

What is the
problem?

S

So

How does
the
character
try to solve
the
problem?

T

Then

How does
the story
end?

SUMMARY CARD

S

Somebody

Who is the
main
character?

W

Wanted

What does
the main
character
want?

B

But

What is the
problem?

S

So

How does
the
character
try to solve
the
problem?

T

Then

How does
the story
end?

SUMMARY



Somebody:

Who is the main character?

Wanted:

What does the main character want?

But:

What is the problem?

So:

How does the character try to solve the problem?

Then:

How does the story end?





STORY CONCEPTS

CHARACTERS:

SETTING:

PROBLEM:

SOLUTION:

FAVORITE PART:

Draw or write about your favorite part of the book here:





STORY VOCAB

Directions: Use the book to find the answers that belong in each blank.



APIARY

An apiary is a bee yard, which is an area where human-made beehives are located. The Latin word apiarium means _____.



BEEKEEPING SUITS

Beekeeping suits are special suits designed to protect the wearer from a bee's _____. A full suit is one piece that zips up and has long sleeves, long pants, and elastic at the wrists and ankles to keep bees out. It also has an attached veil to cover the head, neck, and face.



HONEYBEES

Honeybees are a honey producing bee. Hives usually include one _____, hundreds of _____, and thousands of _____ bees.





STORY VOCAB



APIARY

An apiary is a bee yard, which is an area where human-made beehives are located. The Latin word apiarum means **"BEEHOUSE"**.



HONEYBEES

Honeybees are a honey producing bee. Hives usually include one **QUEEN**, hundreds of **DRONES**, and thousands of **WORKER** bees.



BEEKEEPING SUITS

are special suits designed to protect the wearer from a bee's **STING**. A full suit is one piece that zips up and has long sleeves, long pants, and elastic at the wrists and ankles to keep bees out as well as an attached veil to cover the head, neck, and face.

TEXT CONNECTIONS



"Hi! My name is Sage, but everyone calls me Bugzee. How did I get that nickname? It's because I love bugs, insects, and all sorts of creepy crawlers."

Do you or someone you know have a nickname? How did you or that person get that nickname? Answer in the space below.

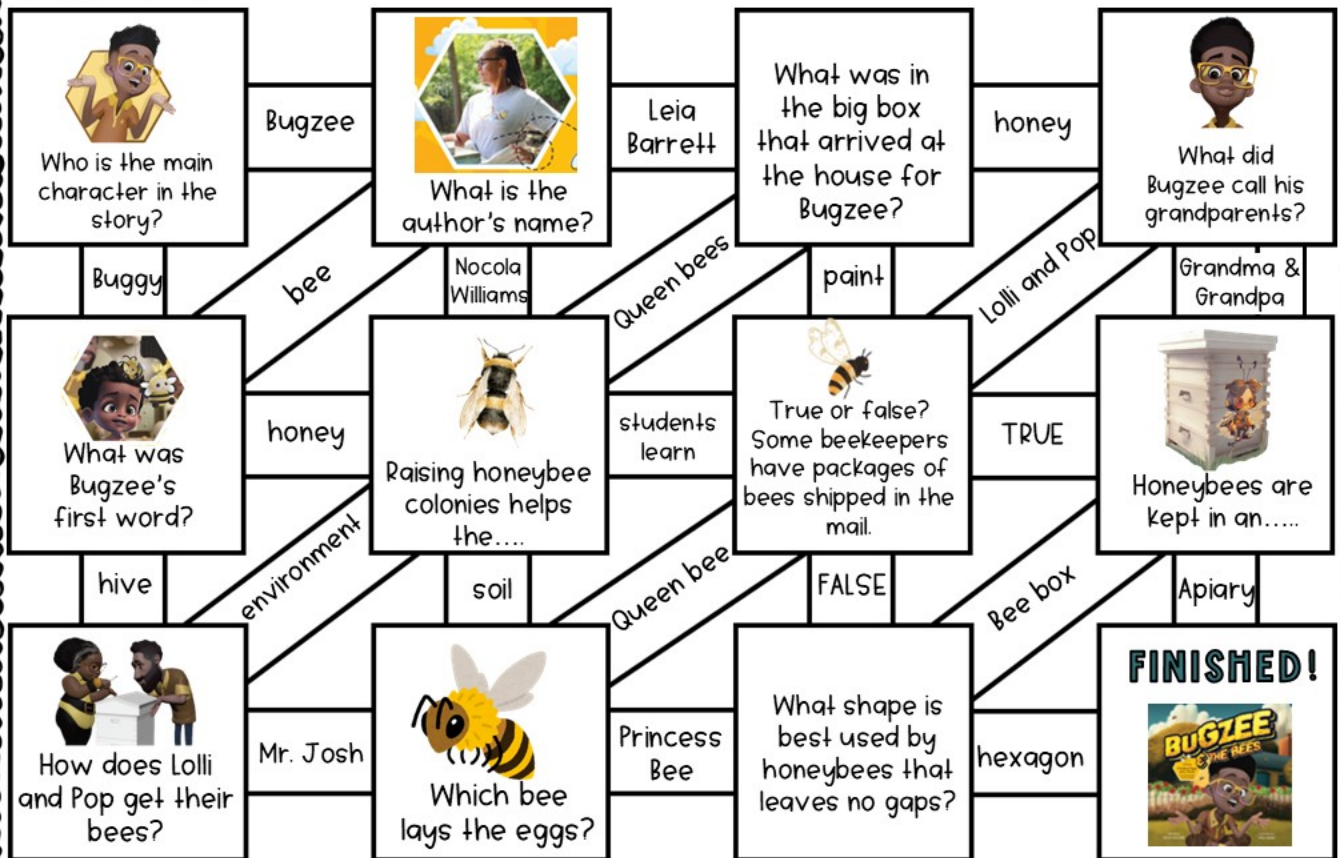
How do you think Bugzee felt when his mom told him she didn't think he was ready to help with the new bees? Why did he feel that way? Draw how you think Bugzee's face looked when she told him this.



BUGZEE AND THE BEES COMPREHENSION MAZE

Directions: Start at "START HERE" and answer the questions to get through the maze to the "FINISHED!" space. Circle or highlight the correct answers to the questions.

START HERE!


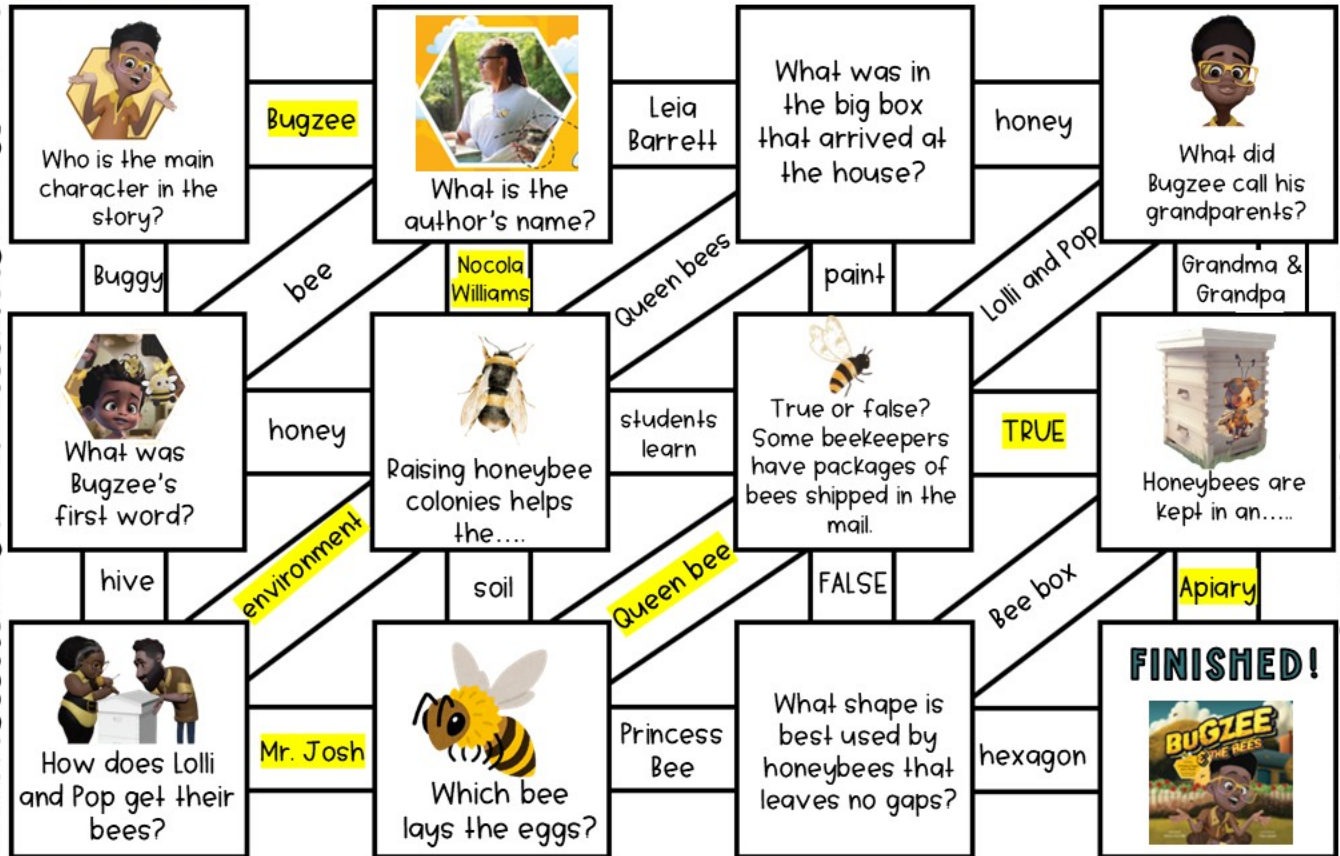


BUGZEE AND THE BEES COMPREHENSION MAZE

ANSWER KEY

Directions: Start at "START HERE" and answer the questions to get through the maze to the "FINISHED!" space.

START HERE!







CHARACTER TRAITS


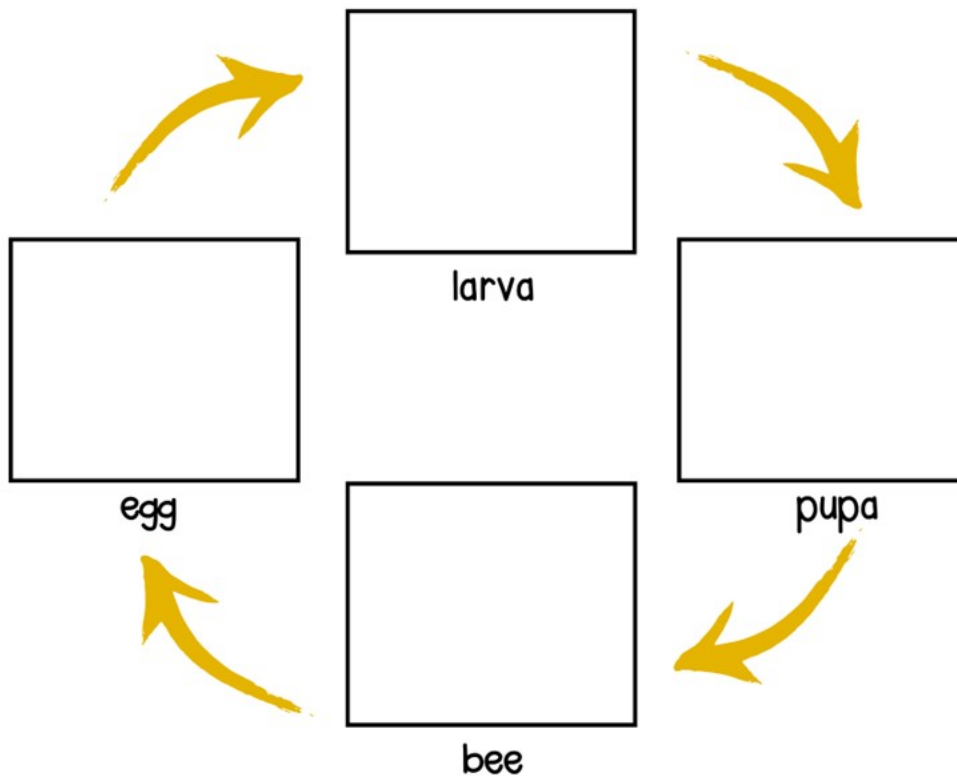
After reading the story, write down the four main character traits that you noticed about Bugzee.

The form consists of a cartoon illustration of a young boy with dark skin, curly hair, and yellow-rimmed glasses. He is wearing a brown polo shirt with a yellow collar and a small yellow logo. He has a wide, happy smile and his hands are raised in a gesture of excitement. Four empty, dark blue-outlined oval shapes are arranged around him. Lines connect each oval to a point on the boy's head, suggesting that these ovals are for him to write down character traits.

LIFE CYCLE OF A BEE

Life Cycle		 Egg	 Larva	 Pupa	 Total Days
	Queen	3 Days	5 ½ Days	7 ½ Days	16 Days
	Worker	3 Days	6 Days	12 Days	21 Days
	Drone	3 Days	6 ½ Days	14 ½ Days	24 Days

Cut and paste the pictures on the correct box.



FUN FACTS



Use the book to write the correct answers in the blanks below.

A honeybee's wings beat
about _____
times per second or
_____ per
_____.

To make one
_____ of
honey, honeybees need
to visit approximately

flowers.

A _____
bee can lay up to

eggs a day.

Bees pollinate about
_____ of the
world's _____,
including
_____,
fruits, and nuts.

Hexagons hold more

than other shapes.

FUN FACTS



Use the book to write the correct answers in the blanks below.

ANSWER KEY

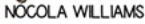
A honeybee's wings beat
about **200** times per
second or **11,400**
per **minute**.

To make one **pound** of
honey, honeybees need
to visit approximately
2,000,000 flowers.

A **Queen** bee can lay
up to **2,500** eggs
a day.

Bees pollinate about **1/3**
of the world's **crops**,
including **vegetables**
fruits, and nuts.

Hexagons hold more
honey than other
shapes.




Write a paragraph about the information you learned about bees by reading Bugzee & The Bees.

[illegible]

WHAT I HAVE LEARNED ABOUT BEES.



Write a paragraph about the information you learned about bees by reading Bugzee & The Bees.

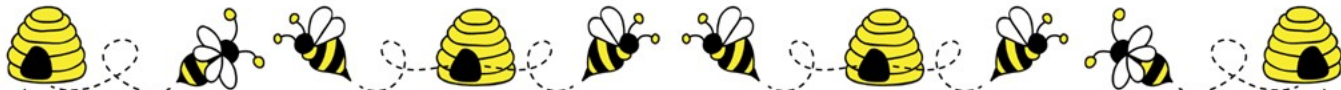




THE STORY OF A BUSY BEE


Handwriting practice area consisting of ten sets of horizontal lines. Each set includes a solid top line, a dashed middle line, and a solid bottom line.

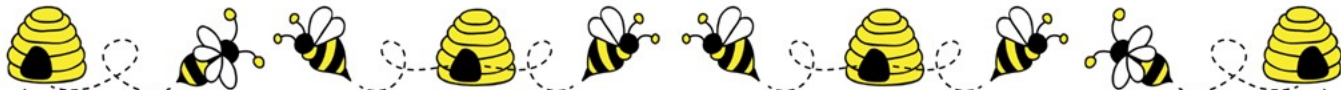




THE STORY OF A BUSY BEE

Imagine you have been magically transformed into a bee for the day. Write a story about your busy day as a bee. For example, you could describe the tasks you perform or the adventures you may face.

[illegible]

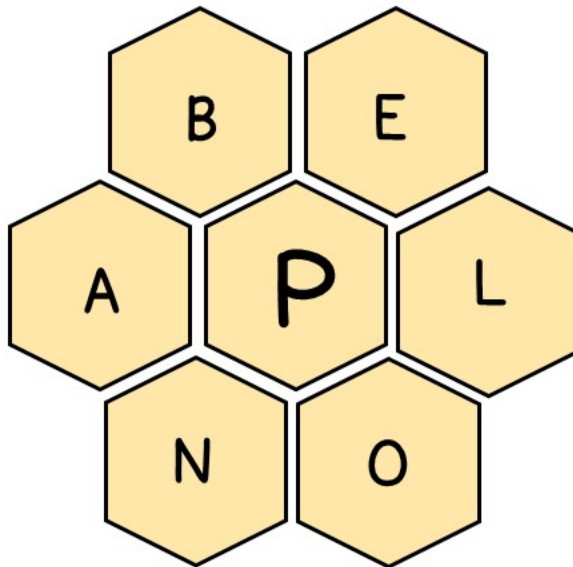


THE STORY OF A BUSY BEE

[illegible]

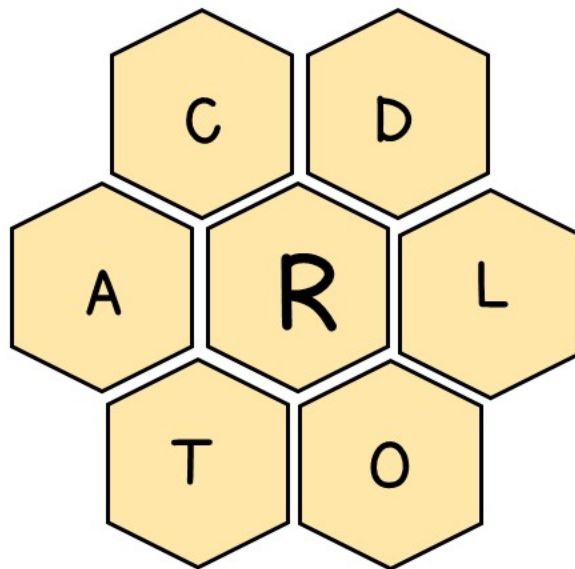
BUSY BEE WORD GAME

Directions: From the 7 letters below, find as many words as you can that have at least FOUR letters and **MUST** contain the letter in the center. Each letter can be used more than once.




BUSY BEE WORD GAME

Directions: From the 7 letters below, find as many words as you can that have at least FOUR letters and **MUST** contain the letter in the center. Each letter can be used more than once.

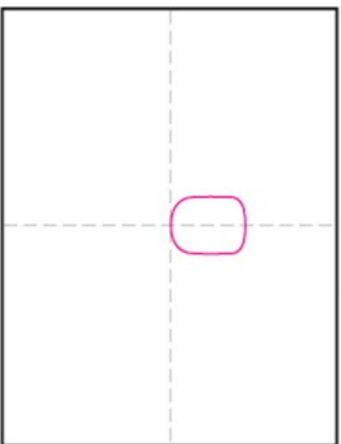


DESIGN A COVER

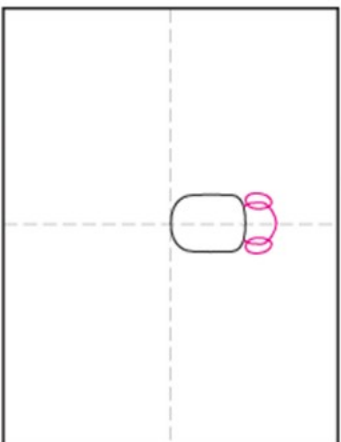
If you could design a new cover for this book, what would it look like? Draw it below.



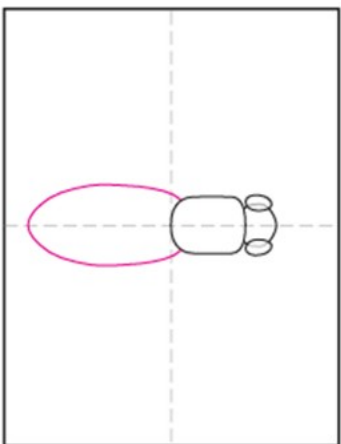
DIRECTED DRAWING: BEE



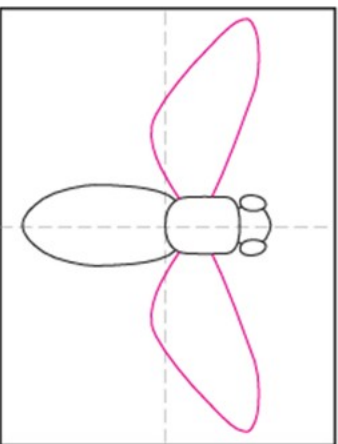
1. Draw the thorax.



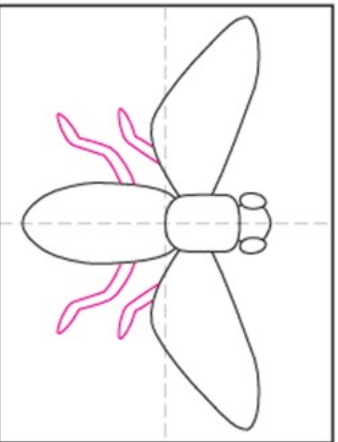
2. Add the head and two large eyes.



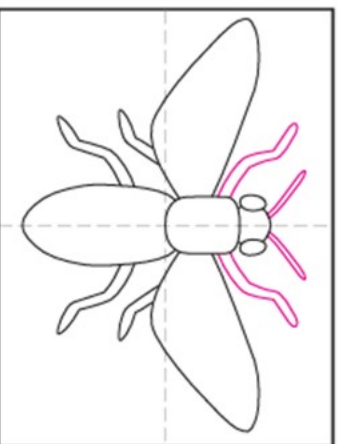
3. Erase inside the eyes. Draw the abdomen.



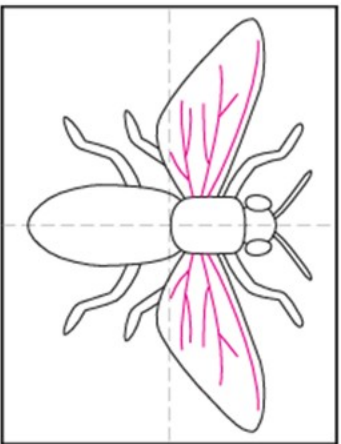
4. Draw two symmetrical wings.



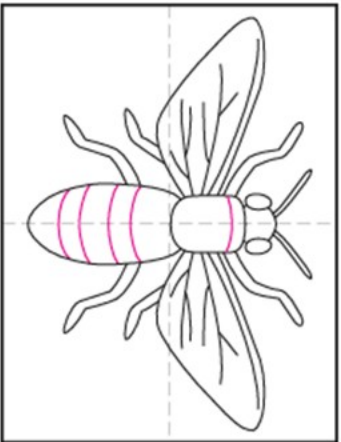
5. Draw four symmetrical back legs.



6. Draw two front legs and two antennae.



7. Add veins inside the wings.



8. Draw stripes on the thorax and abdomen.




9. Trace with a marker and color.


© www.artprojectsforkids.org



DIRECTED DRAWING: BEE



© www.artprojectsforkids.org



BEE
YOURSELF



Dear Customer,

I am the passionate owner of [The Bright Cookie](#), where I create professional week-long comprehensive lesson plans, classroom activities, and customized resources for educators and authors alike.

My experience is diverse and extensive, spanning 21 years of teaching in both Title I and affluent schools. This breadth of experience has equipped me with a deep understanding of the unique needs of students across the educational spectrum. I am ESL and GT certified, hold a bachelor's degree in Elementary Education, and have undergone numerous digital and curriculum training sessions.

My priority focuses on the WHOLE child and targeting state curriculum frameworks and standards to help empower teachers to have creativity, fun, and diversity in their classrooms.

All resources are designed to be engaging and fun, incorporating cross-curricular components, SEL (social-emotional learning) aspects, creative writing, academic concepts, creative/art opportunities, and more!

Also, all lesson plans include digital integration through Google Classroom or other platforms to enable teachers to combine digital components into their lessons, including an exciting new game option, Blooket, to accompany the themes, vocabulary, story development, characters, etc.

Learning can be engaging, fun, and memorable for all students. I believe that the more engaged students are in lessons, the more they will retain the message or concepts that are taught.



Terms of Use

you may:

- Use free and purchased items for your own classroom students, or your own personal use.
- Reference this product in blog posts, at seminars, professional development workshops, or other such venues, only if credit is given to The Bright Cookie at www.thebrightcookie.com, and it links back to this presentation.

*Authors and Publishers who hired The Bright Cookie to create this resource can use it for commercial purposes.
Please do not remove copyright information.*

you may not:

- Claim this work as your own, alter the files in any way, or remove copyright/watermarks.
- Sell the files or combine them into another unit for sale/free.
- Post this document for sale/free elsewhere on the internet (this includes Google Drive links in blogs).

Thank you for abiding by universally accepted codes of professional ethics while using this product. If you encounter an issue with your file, notice an error, or are in any way experiencing a problem, please contact Kristen@thebrightcookie.com.



Credits

Thank you to all the incredible artists who contributed to this resource with their beautiful design elements and expertise!

Click on the picture of Nocola Williams, the author, to be taken directly to her website.

