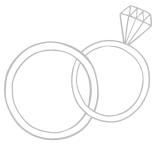



TRADITIONS



Traditions

Traditions help us mark and celebrate life’s major moments and, sometimes, help make regular moments special. From celebrating holidays to acknowledging the significance of a lost tooth to enjoying lazy Sunday mornings, traditions help us feel grounded and connected.

This activity packet includes a selection of resources for educators, parents/ caregivers, and students.

Booklist: A recommended list of books about traditions.

Puzzles and Activities for Students: Resources about traditions designed for independent student use.

Take-Home Activity: An activity about traditions designed to help students continue learning at home.

Classroom Activity: An activity about traditions designed for the classroom.

We suggest you print and copy the *Take-Home Activity* and *Puzzles and Activities for Students* pages and send them home to extend the learning.

For more reading resources, visit www.RIF.org/Literacy-Central.

TABLE OF CONTENTS

Book List	3
Mystery Word Decoder	4
Memory Match	5-6
Crossword Puzzles	7-8
Coloring Page	9
Word Search	10-11
Take-Home Activity	12
Classroom Activity	13
All Answer Keys	14-17


Traditions Book List

Recommended Books




Hooray for the Holidays!

Author: Catherine Hapka
Illustrator: Mike Byrne
PK-K



Throw Your Tooth on the Roof

Author: Selby B. Beeler
Illustrator: G. Brian Karas
PK-2




The Birthday Swap

Author and Illustrator:
Loretta Lopez
PK-3




¡Fiesta!

Author: Ginger Foglesong Guy
Illustrator: René King Moreno
PK-3



Powwow's Coming

Author and Illustrator:
Linda Boyden
PK-3




Too Many Tamales

Author: Gary Soto
Illustrator: Ed Martinez
PK-3




Uncle Peter's Amazing Chinese Wedding

Author: Lenore Look
Illustrator: Yumi Heo
PK-3




Under the Milky Way: Traditions and Celebrations Beneath the Stars

Author and Illustrator:
Frané Lessac
PK-3



Tea Cakes for Tosh

Author: Kelly Starling Lyons
Illustrator: E.B. Lewis
K-3



Fireside Stories

Author: Caitlin Matthews
Illustrator: Helen Cann
1-6

Mystery Word Decoder

--	--	--	--





--	--	--	--	--




--	--	--	--	--	--	--	--





A = 


B = 


H = 


G = 

L = 

N = 

O = 

S = 

T = 

Memory Match



Cut along the lines to create vocabulary cards. Then, mix them up and turn them over. Flip two cards at a time, using your memory to try to find word pairs. Use each page separately for an easier version, or put all the cards together for a bigger challenge.

holiday

holiday

celebration

celebration

customs

customs

culture

culture

lights

lights

decorations

decorations



Memory Match



Cut along the lines to create vocabulary cards. Then, mix them up and turn them over. Flip two cards at a time, using your memory to try to find word pairs. Use each page separately for an easier version, or put all the cards together for a bigger challenge.

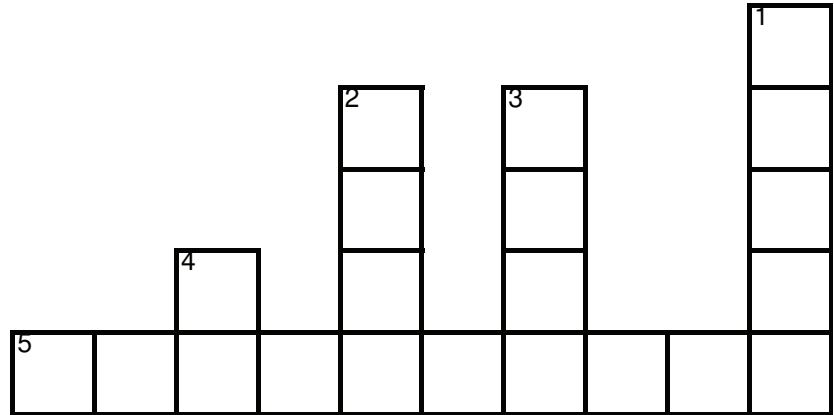
gifts	gifts
birthday	birthday
balloons	balloons
ceremony	ceremony
annual	annual
family	family



Crossword Puzzle (easier)

Name: _____ Date: _____

Answer clues based on the content and vocabulary words for the topic of Traditions.
Look for hints in the Word Bank.



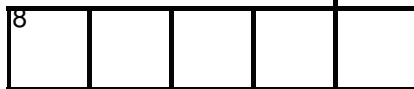
Across

5. ___ are special events & occasions passed down from generation to generation.
6. ___ are a beautiful part of any celebration, and they smell good, too!
8. What birthday ___ do you like to receive?



Down

1. ___ are a traditional part of a wedding.
2. Do you have a favorite ___, like Valentine's Day or the 4th of July?
3. Do you have any favorite family cookie ___?
4. ___ can be a colorful & fun part of any celebration!
7. The ___ of the winter holidays twinkle brightly.



Word Bank

TRADITIONS
BALLOONS

HOLIDAY
FLOWERS

LIGHTS
RINGS

GIFTS
RECIPES

Crossword Puzzle (harder)

Name: _____ Date: _____

Answer clues based on the content and vocabulary words for the topic of Traditions.
Look for hints in the Word Bank.

Across

5. ___ celebrations often bring together several generations.
6. ___ are a beautiful part of a wedding, and smell good, too!
8. Do you have plans for your birthday ___?
9. ___ are handed down from generation to generation.
10. How do you celebrate your ___ each year?
11. Valentine's Day and the 4th of July are examples of a ___.
12. Another term for traditions.

Down

1. Family ___ are often shared among relatives.
2. Another term for yearly.
3. Traditions & customs are part are part of a ___.
4. A marriage begins with a ___.
7. Celebrations should have ___!

Word Bank

- | | |
|-------------|-------------|
| TRADITIONS | CUSTOMS |
| CULTURE | WEDDING |
| FLOWERS | ANNUAL |
| HOLIDAY | CELEBRATION |
| DECORATIONS | BIRTHDAY |
| RECIPES | FAMILY |



Word Search (harder)

Name: _____ Date: _____

Find the words in the list below.

R W T M B F R B S O P C
D E C O R A T I O N S A
O D F A M I L Y D S C N
R D J F V C W L H K P N
S I I L A R U H O I L U
E N H O W F E S A O V A
N G O W C A G C T W N L
C E L E B R A T I O N S
Y B I R T H D A Y P M R
N B D S C U L T U R E S
T R A D I T I O N S B S
O N Y M C E R E M O N Y

Word Bank

TRADITIONS

HOLIDAY

CELEBRATION

CUSTOMS

CULTURES

DECORATIONS

BIRTHDAY

BALLOONS

WEDDING

FLOWERS

CEREMONY

RECIPES

FAMILY

ANNUAL



Word Search (easier)

Name: _____ Date: _____

Find the words in the list below.

F T R I N G S F B E
A R D H B I R M A R
M A M M R F I U L W
I D Y D T T V V L E
L I G H T S W N O D
Y T A A M Y R L O D
B I R T H D A Y N I
A O M S Y M U K S N
R N F L O W E R S G
N S K P G A J G K G

Word Bank

TRADITIONS

BIRTHDAY

WEDDING

FAMILY

LIGHTS

BALLOONS

FLOWERS

GIFTS

HATS

RINGS

Take-Home Activity

Family Traditions

Your child has been learning about traditions at school and this activity is designed to extend the learning at home.

This activity provides a way to talk about family bonds, rituals, and traditions. It is a list of sentence starters for you to discuss and complete with your child.

STEPS:

1. Use this page to record the special and specific things your family does consistently (or traditionally). Your answers will likely be serious and silly, small and big. For example...
 - b. In this family, we set the table together every weeknight.
 - c. In this family, we write each other Valentine cards every February 14th.
 - d. In this family, we eat ice cream on the first day of summer.
2. Talk with your child about your list and whether there is anything they'd like to add, perhaps a new tradition to establish.
3. Continue your conversation with your child about what tradition means in your household.

In this family, we _____

In this family, we _____

In this family, we _____

In this family, we _____

In this family, we _____

In this family, we _____

In this family, we _____

Classroom Activity

A New Class Tradition

For the following activity, students should have read and discussed several books that include at least one notable tradition, each. Note that this is a whole class activity, although some steps can be completed independently, in pairs, or in small groups.

STEPS

1. Tell the class you will allow them to design a new tradition for your classroom. (Given that an annual tradition may only apply to these students once, consider a monthly, quarterly, or semi-annual tradition.) Present your own parameters for the new tradition at the outset.
2. Talk about the meaning and significance of traditions, using the books you've read as a class as a foundation for discussion. Consider posing the following questions.
 - a. What are some reasons to establish a tradition (i.e., what did the traditions you read about mark, why did the people have them)?
 - b. What makes a good tradition (i.e., what were the best parts of the traditions you read about)?
3. Have the students brainstorm what occasions you could mark with a classroom tradition. (The list might include the first day of a new quarter, the birthday of the namesake of your school, the day before exams, etc.)
4. Use secret voting to select an occasion from the list that you will mark with your new tradition.
5. Have students work in 3 groups to come up with 3 aspects of the new tradition. If your parameters allow for it, give each group a focus (e.g., music, activity, art, gifting).
6. Review the final results and agree to incorporate the tradition during the school year. For example, you might wind up with something like this: On the day before exams, in this classroom, we listen to dance music, make good luck cards, and exchange them with each other.

ANSWER KEYS

Mystery Word Decoder

H A T S








S O N G S




B A L L O O N S




A =  B =  H =  G = 

L =  N =  O =  S =  T = 


Key: Word Search (easier)



Key: Word Search (harder)



Key: Crossword Puzzle (easier)



Key: Crossword Puzzle (harder)

